



CAPELLA 26

DIRECT VENT GAS FIREPLACE INSERT

 marquis
COLLECTION

Unit Illustrated: IDV26N Direct Vent Insert – Natural Gas, MQLOGF26 Fiber Split Oak Log Set, I26CV1BL Clean View Front – Black, I26S1BL Surround Black, IDV26RL Refractory Brick Liner.


CAPELLA 26

Model	Fuel	Gas Control	Input Max.	Input Min.	FE (P.4.1-15)
IDV26N	Natural	Millivolt / IPI	30,000 BTU	21,000 BTU	65.25%
IDV26NE2	Propane	Millivolt / IPI	30,000 BTU	21,000 BTU	67.37%
IDV26LP	Natural	Millivolt / IPI	30,000 BTU	25,000 BTU	66.30%
IDV26LPE2	Propane	Millivolt / IPI	30,000 BTU	25,000 BTU	68.30%


ACCESSORY OPTIONS

LOG SET OR ROCK SUPPORT PLATFORM OR GLASS MEDIA REQUIRED FOR EACH UNIT

MEDIA OPTIONS (GLASS TRAY REQUIRED)




MQG5ZG
Zircon Glacier
Ice Glass



MQG5A
Cobalt
Ember Glass



MQG5B
Black
Ember Glass



MQEMBER
Ember
Chunks



MQG5C
Bronze
Ember Glass



MQG5W
White
Ember Glass



MQSTONE
Decorative
Stones




MQROCK2
Natural
Rock Set




MQROCK3
Multi-Colored
Rock Set

LOG SETS



MQLOGF26
Fibre Split Oak




LOGF27
Fibre Split Oak

LINERS



IDV26RL
Traditional
Brick Liner



IDV26PRL
Porcelain
Reflective Liner

TRIM OPTION

Black

Transform your existing **wood burning** fireplace into an updated focal point with the **Capella insert**. Beautifully crafted, the Capella features the expansive Clean View and adapts easily to your style.

Visit marquisfireplaces.net to see the latest evolution in fireplaces.





STANDARD FEATURES

- Dual Burner with glowing embers and decorative ash bed
- Millivolt valve system allows operation during power failure with adjustable flame control
- Matchless Piezo Ignition
- Heat radiating Ceramic Glass
- On/Off Rocker switch
- Heat activated blower with variable speed control
- Proflame II Models include Remote Control – Features flame, fan, thermostat, smart thermostat (IDV26NE2, IDV26LPE2 Models only)
- Safety Screen Barrier

OPTIONAL FEATURES

Clean View Kit: Black

Picture Frame Clean View: Black

Surrounds: Black

Surrounds Picture Frame: Black

Media (Glass or Rock Support Platform Required): Contemporary Rocks, Driftwood Set, Decorative Stones, Decorative Ember Glass (Glacier Ice, Cobalt Blue, Black, Bronze, White), or Ember Chunks

Log Sets: MQLOGF26 Fibre Split Oak or LOGF27 Fibre Split Oak

Liners: Porcelain Reflective Liner or Brick Refractory Liner (Traditional)

Wall Mount Thermostat: Standard On/Off or Programmable

Remote Control: On/Off, Thermostat, Modulating Thermostat



MINIMUM FIREPLACE OPENING

MODEL	WIDTH	HEIGHT	DEPTH
IDV26	33 3/8"	21 3/8"	14 3/8"

*Components In (CV1) 33", Components Out (CV2) 28"

MINIMUM UNIT COVERAGE

IDV26	WIDTH	HEIGHT
I26CV1 (Clean View – CV1)*	34 1/2"	22"
I26CV2 (Clean View – CV2)*	41 1/2"	25 1/2"
I26CV3 (Clean View – CV3)*	34"	22"

*Back Frame Dimension of Clean View Kit

CLEAN VIEW AND SURROUND SIZES

IDV26 (Clean View Three Sided)	WIDTH	HEIGHT	DEPTH
I26CV1	35 5/8"	22 3/4"	1 3/4"
I26CV2	44 5/8"	26 5/8"	1 3/4"
I26CV3	35 5/8"	22 3/4"	3 1/2"

(Clean View Picture Frame)	WIDTH	HEIGHT
I26CVPF1	35 5/8"	25 7/8"
I26CVPF2	44 7/8"	33 1/2"

(Surrounds – Three Sided)	WIDTH	HEIGHT
I26S1	42"	27 1/2"
I26SU*	47 1/2"	28 5/8"

(Surrounds – Picture Frame)	WIDTH	HEIGHT
I26SPF1	39 3/8"	29 3/4"
I26SU*	47 1/2"	35 5/8"

*Universal Surround can be cut to size for custom application.

1. IDV26N Direct Vent Insert – Natural Gas, MQLOGF26 Log Set, I26CVPF2BL Clean View Picture Frame – Black, IDV26RL Refractory Brick Liner.
2. IDV26N Direct Vent Insert – Natural Gas, MQLOGF26 Log Set, I26CV3BL Clean View – Black, and IDV26RL Refractory Brick Liner.
3. IDV26N Direct Vent Insert – Natural Gas, I26CV1BL Clean View – Black, MQLOGF26 Log Set, I26S1BL Surround – Black, IDV26RL Refractory Brick Liner.



Unit Illustrated: IDV26N Direct Vent Insert – Natural Gas, I26CV1BL Clean View – Black, MQRSP8 Glass Support Platform, MQG5A Decorative Ember Glass – Cobalt Blue, IDV26PRL Porcelain Reflective Liner.



Marquis Fireplaces maintains a program of continuous testing, refinement and improvements of all its products. Some aspect of units shown here may be changed at any time without notice or obligation.

Certification: Units are certified for Canada/USA as a Vented Gas Fireplace Heater ANSI Z21.88-2014, CSA 2.33-2014, CGA 2.17-M91 (R2009).

Note: Components may have to be ordered separately to create a complete unit. Discuss with your local Marquis Dealer for clarification.



FOR CALIFORNIA RESIDENTS ONLY:
WARNING! This product can expose you to chemicals including Carbon Monoxide, that is an externally vented by-product of fuel consumption, which is [are] known to the State of California to cause birth defects or other reproductive harm. For more information, visit www.P65Warnings.ca.gov.

Crafted entirely in Canada, each Marquis fireplace is built to the highest standards and made to last.

LIMITED LIFETIME WARRANTY



2340 Logan Avenue
Winnipeg, Manitoba, CAN
R2R 2V3
Phone: 204.632.1962
Fax: 204.632.1960
marquisfireplaces.net

Printed in Canada
B075 – 06/19

Canada

ENERGUIDE

Look for the **EnerGuide**
Gas Fireplace Energy
Efficiency Rating in this brochure

Based on CSA P.4.1-15