



French Door Refrigerator

FPBC2277RF

22 Cu. Ft. Counter-Depth



Signature Features



PureAir Ultra® Filtration System
Fresh air offers great taste. PureAir Ultra® Filtration removes up to 7 times more odor than baking soda to keep ingredients tasting fresh.¹



SpacePro™ Slide-Under Shelf
Slides under to fit a variety of tall foods and beverages to optimize your space.



SpacePro™ Shelving System
Offers quick access to fresh ingredients with organizational solutions designed for space optimization like SpacePro™ Slide-Under & Flip-Up Shelves and SpacePro™ Adjustable Crisper Bins.



Smudge-Proof™
Resists fingerprints and cleans easily.

Product Dimensions

Height (Including Hinges & Rollers)	69-7/8"
Width (Doors)	36"
Depth (Including Door)	28-1/2"

More Easy-To-Use Features

PureSource Ultra® II Water Filtration

Drink and cook with Pure Water. PureSource Ultra® II Water Filters remove 99.3% of lead and 99.99% of cysts from your household water.²

Counter-Depth Design

Built-in look, maximize your space. Save over 4 inches of kitchen floor space with our counter-depth design.³

SpacePro™ Adjustable Crisper Bins

Optimize your space and keep food fresh with our crisper bins that adjust a variety of ways and keep produce at the ideal humidity level.

SpacePro™ Flip-Up Shelves

Adjusts to fit a variety of foods and beverages, big or small, for quick access.

SpacePro™ Freezer System

Optimize your freezer space with the PowerGlide™ Freezer Drawer and the SpacePro™ Freezer Basket with Adjustable Divider, keeping frozen foods organized and accessible.

Automatic Alerts

Alerts you if the door is left open, if the temperature rises or if the power goes out so your food stays at its optimal temperature.

SpacePro™ Full-Width Drawer

Keep a variety of foods fresh and easily accessible with our SpacePro™ Drawer.

SpacePro™ Door Bins

Access fresh food from our gallon-size door bins quickly.

Sabbath Mode (Star-K® Certified)

Available in:



Stainless
(F)

¹Based on a six-hour closed door test of certain common odors in the fresh food compartment of a 21 Cu. Ft. refrigerator.

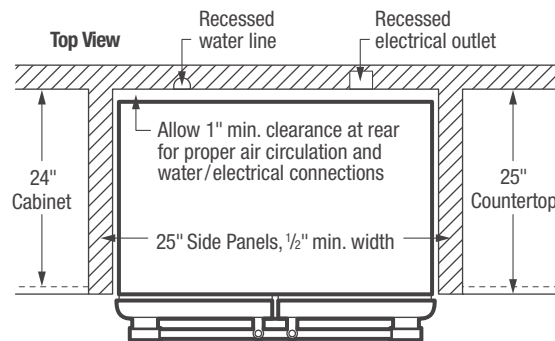
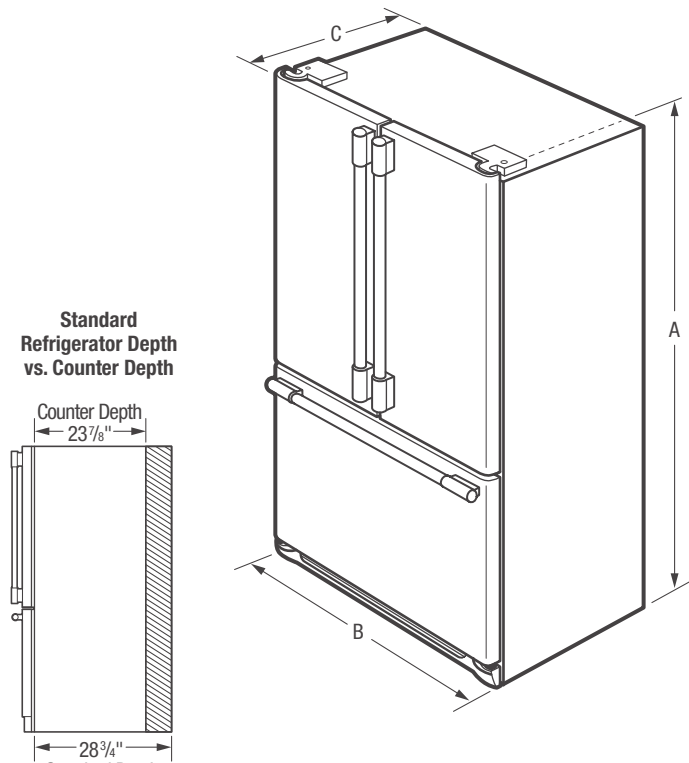
²Tested and certified by NSF® International. See performance data sheet for individual contaminants and reduction performance.

³Compared to a Frigidaire Standard-Depth French Door bottom mount refrigerator.

frigidaire.com

Features	
Door Design	Square Doors
Door Handle Design	Stainless Steel
Cabinet Finish	Grey
Door Stops/Door Closers	Yes/Yes
Door Hinge Covers	Hidden
Rollers - Front/Rear	Adjustable/Yes
Energy Saver Plus Technology	
Water Filter Location	Top-Right Fresh Food Section
Sound Package	Quiet Design
Dispenser	
Controls	PrecisionPro™
Dispenser Design	Flush, Single-Paddle
Number of Dispenser Buttons	16
Crushed Ice/Cube Ice/Water	Yes/Yes/Yes
Ice Option/Freeze Option	No/PowerPlus® Freeze
Display On/Off Option	
Lock/Light	No/Yes
Temp/Door Ajar/Power Failure Alerts	Yes/Yes/Yes
Water Filter Change Indicator Light	Yes
Air Filter Change Indicator Light	Yes
Refrigerator Features	
Lighting	PowerBright™ LED
Water Filter Type	PureSource Ultra® II
Air Filter Type	PureAir Ultra®
Quarter-Width Fixed Shelves	1 SpacePro™ Flip-Up
Half-Width Fixed Shelves	1 SpacePro™ Slide-Under
Quarter-Width Sliding Shelves	
Half-Width Sliding Shelves	2 SpacePro™
Cantilever Shelves	Yes
SpacePro™ Full-Width Drawer	1
Hanging Wine Rack/Can Dispenser	1 Clear/No
SpacePro™ Adjustable Crisper Drawer/Humidity Controls	2 Clear/2
Dairy Compartment	1 Clear (Right Door)
SpacePro™ Fixed Door Bins	2 White (1 per door)
2-Liter Fixed Door Bins	1 Clear
Gallon Adjustable Door Bins	1 Clear
2-Liter Adjustable Door Bins	
Dispenser Bin	
Non-Slip Bin Liner/Bottle Retainers	3 Grey/Yes (Dispenser Bin Only)
Freezer Features	
PowerGlide™ Pull-Out Drawer	Yes
Sliding Full-Width Freezer Baskets	2 SpacePro™
Basket Dividers	1 (Bottom Basket)
Lighting	PowerBright™ LED
Automatic Ice Maker (2nd Ice Maker)	Yes
Certifications	
Sabbath Mode (Star-K® Certified)	Yes
Specifications	
Total Capacity (Cu. Ft.)	22.6
Refrigerator Capacity (Cu. Ft.)	15.7
Freezer Capacity (Cu. Ft.)	6.9
Power Supply Connection Location	Right Bottom Rear
Water Inlet Connection Location	Left Bottom Rear
Voltage Rating	120V/60Hz/15A
Connected Load (kW rating) @ 120 Volts¹	1.02
Amps @ 120 Volts	8.5
Minimum Circuit Required (Amps)	15
Shipping Weight (Approx.)	345 Lbs.

¹For use on adequately wired 120V, dedicated circuit having 2-wire service with a separate ground wire. Appliance must be grounded for safe operation.



NOTE: For planning purposes only. Always consult local and national electric and plumbing codes. Refer to Product Installation Guide for detailed installation instructions on the web at frigidaire.com.



Product Dimensions		"Built-In Look" Cutout Dimensions	
A - Height (Incl. Hinges & Rollers)	69-7/8"	Height (Incl. Hinges and Rollers)	70-1/4"
B - Cabinet Width/Door Width	35-7/8" / 36"	Width	36"
C - Depth (Incl. Door)	28-1/2"	Depth	25"
Depth with Door Open 90°	42-1/2"		
Depth with Drawer Fully Extended (Incl. Handle)	45-1/2"		

Accessories information available on the web at frigidaire.com

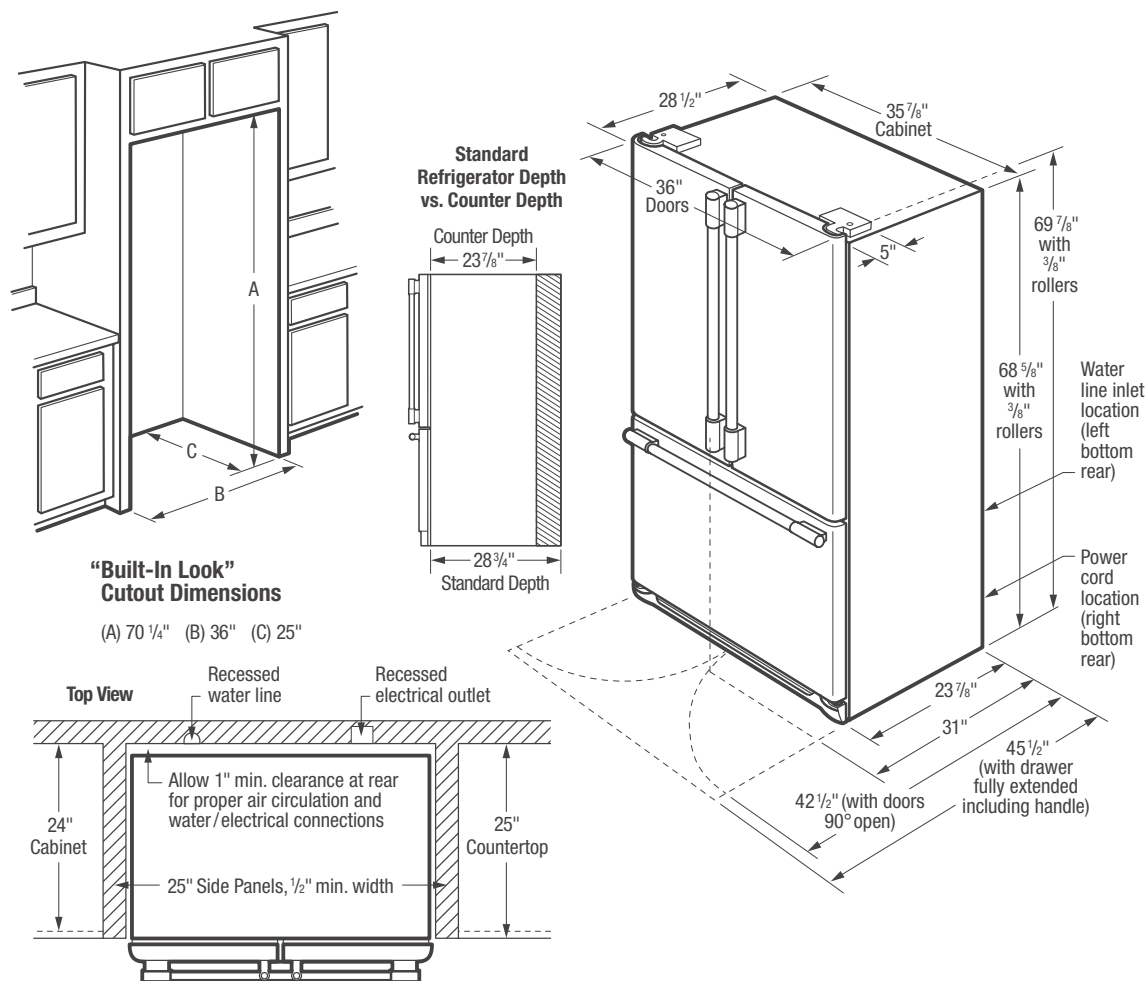
FRIGIDAIRE

USA • 10200 David Taylor Drive • Charlotte, NC 28262 • 1-800-FRIGIDAIRE • frigidaire.com
 CANADA • 5855 Terry Fox Way • Mississauga, ON L5V 3E4 • 1-800-265-8352 • frigidaire.ca

FPBC2277R 10/15

© 2015 Electrolux Home Products, Inc.

Specifications subject to change.



French Door Refrigerator Specifications

- Product Shipping Weight (approx.) - 345 Lbs.
- An electrical supply with grounded three-prong receptacle is required. The power supply circuit must be installed in accordance with current edition of National Electrical Code (NFPA 70) and local codes & ordinances.
- Voltage Rating - 120V / 60 Hz / 15 Amps
- Connected Load (kW Rating) @ 120 Volts = 1.02 kW
- Amps @ 120 Volts = 8.5 Amps
- Always consult local and national electric & plumbing codes.
- Floor should be level surface of hard material, capable of supporting fully loaded refrigerator.
- Minimum 3/8" clearance required for sides and top of refrigerator or freezer with 1" clearance at rear to allow for ease of installation, proper air circulation, and plumbing/electrical connections.
- When installing refrigerator adjacent to wall, cabinet or other appliance that extends beyond front edge of unit, 20" minimum clearance recommended to allow for optimum 120° to 180° door swing, providing complete drawer/crisper access and removal. (*Absolute 4-1/2" minimum clearance will ONLY allow for 90° door swing which will provide drawer/crisper access with restricted removal.*)
- To ensure optimum performance, (do not install in areas where temperature drops below 55°F or rises above 110°F) and avoid installing in direct sunlight or close proximity to range, dishwasher or other heat source.
- For proper ventilation, front grille MUST remain unobstructed.
- Recess electrical outlet when possible.
- Water recess on rear wall recommended to prevent water line damage.
- Water Pressure - Cold water line must provide between 30 and 100 pounds per square inch (psi).
- Copper or stainless steel tubing with 1/4" O.D. recommended for water supply line with length equal to distance from rear of unit to household water supply line plus 7 additional feet. Optional Water Supply Installation Kits available.
- Adjustable front rollers to assist with door alignment.

"Built-In Look" Specifications

- Minimum opening of 70-1/4" H x 36" W x 25" D required to allow for ease of installation, proper air circulation, and plumbing/electrical connections.
- Remove all wall/floor molding prior to installation.

Note: For planning purposes only. Refer to Product Installation Guide on the web at frigidaire.com for detailed instructions.